

MIS Software

**BRLF**

---

2023

## **ABSTRACT**

A Stepwise process manual to register CSOs

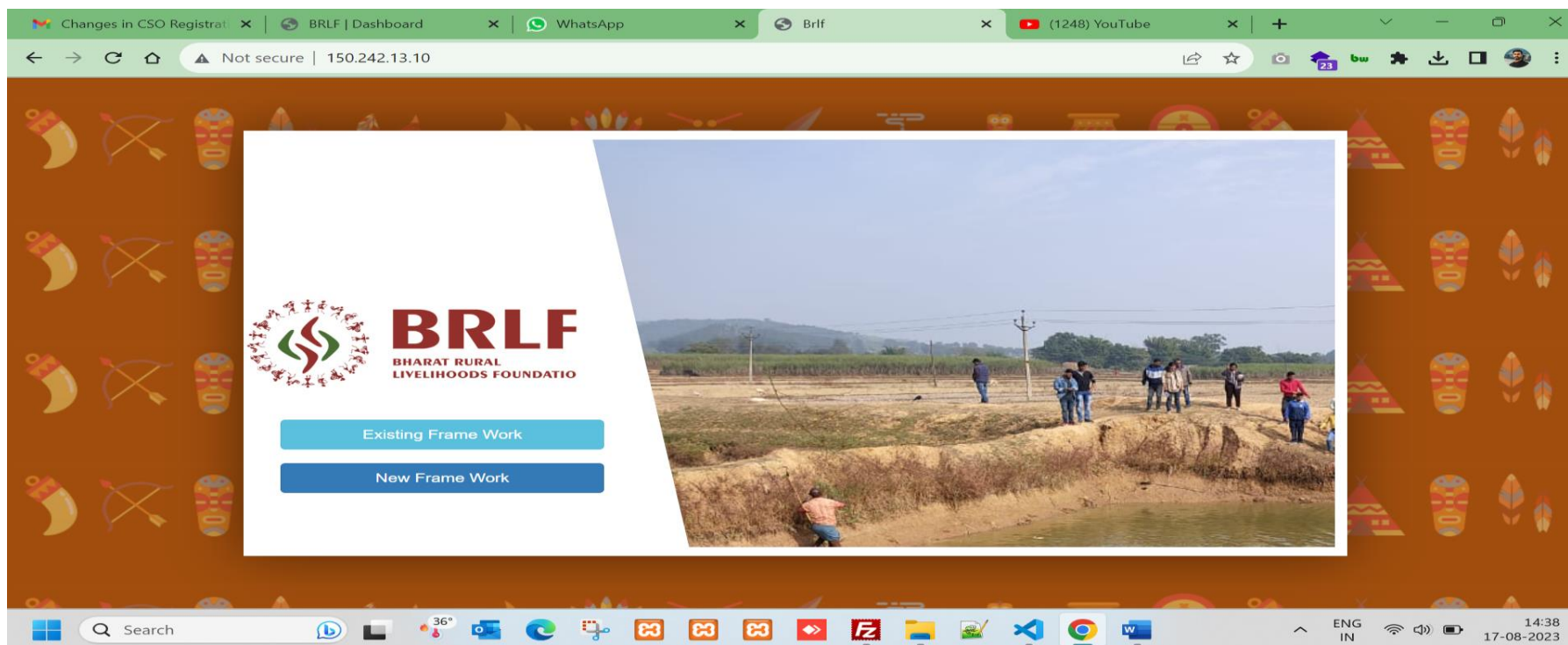
## **Contents**

<b>Section A: New CSO registration .....</b>	<b>3-5</b>
--	------------

## Section A: New CSO registration

### Step 1: CSO Registration:

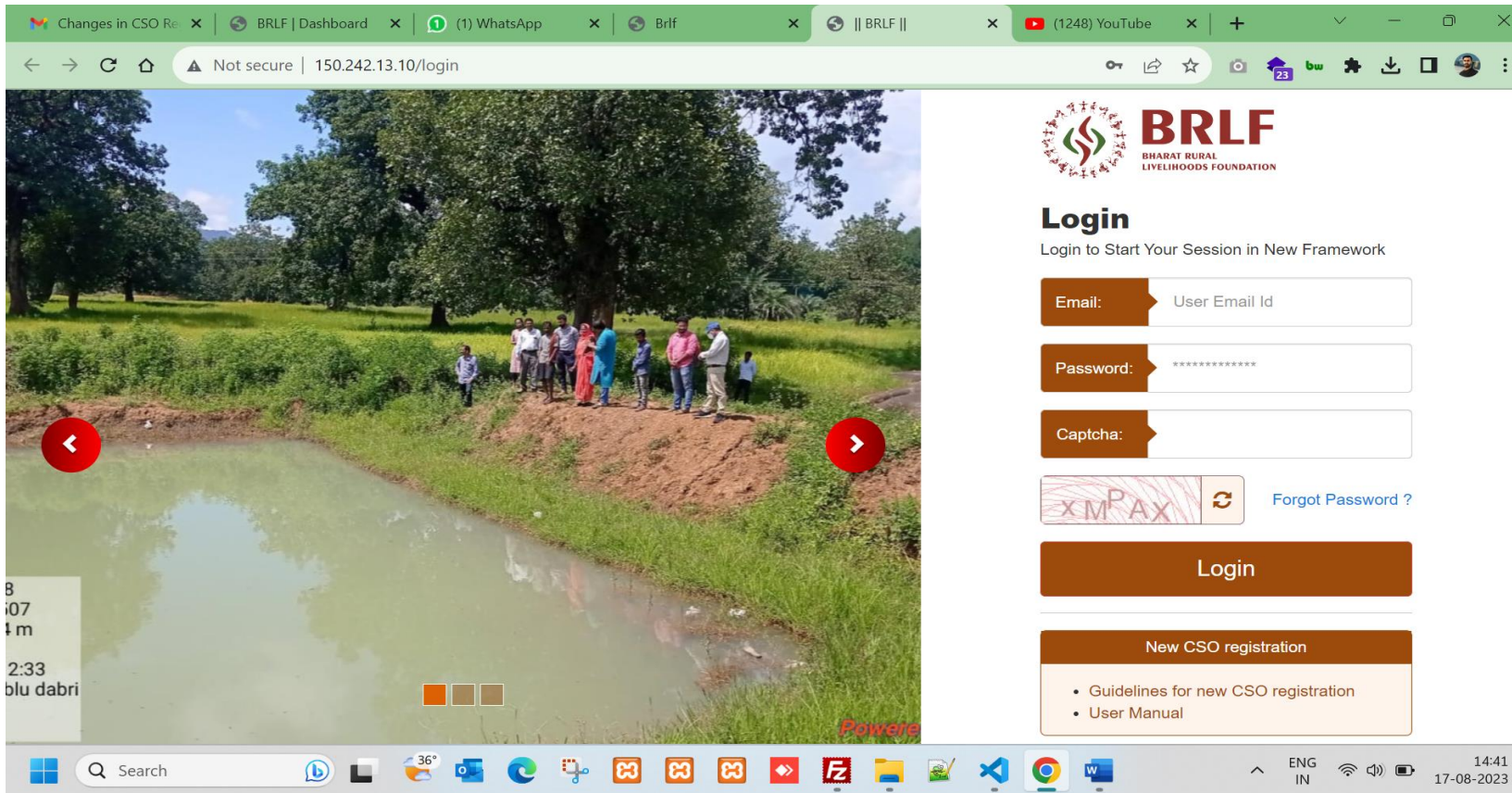
New CSOs can go through the “*New CSO registration*” tab to register their organization to create their login ID and password to access the MIS software. All India based organizations are eligible to register themselves on BRLF portal but to apply in grant opening CSOs must have to fulfill the mandatory guideline of BRLF. The detailed Guideline are listed in the link is given on main login page “Guideline for new CSOs registration”



Click on New Framework button

Changes in CSO Re x BRLF | Dashboard x (1) WhatsApp x Brif x || BRLF || x (1248) YouTube x +

Not secure | 150.242.13.10/login



**BRLF**  
BHARAT RURAL  
LIVELIHOODS FOUNDATION



## Login

Login to Start Your Session in New Framework

Email:

Password:

Captcha:

  [Forgot Password ?](#)

**Login**

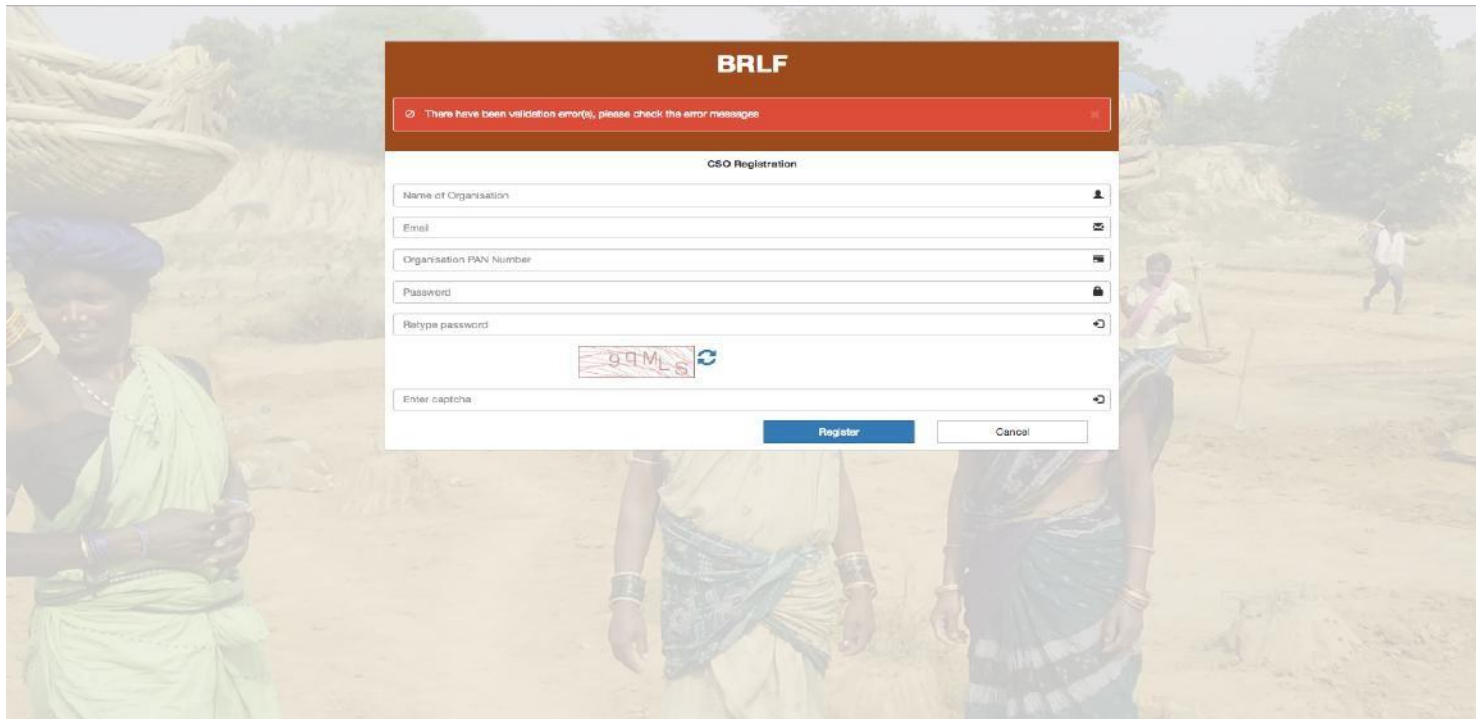
**New CSO registration**

- Guidelines for new CSO registration
- User Manual

Windows taskbar: Search, 36°, 14:41, 17-08-2023

Click on New CSO registration.

**Step 2:** Fill the details listed in the form below and register. After registration system will send you an email to your registered email Id, click on the link to activate your email ID and password, further go back to the main login page and use your email ID as login ID and password to login into the software.




The image shows a registration form titled "BRLF" with a sub-header "CSO Registration". The form is overlaid on a background image of people in a rural setting. The form includes the following fields:

- Name of Organisation
- Email
- Organisation PAN Number
- Password
- Retype password
- Enter captcha (with a captcha image showing "GQMCS")

At the bottom of the form are two buttons: "Register" and "Cancel". A red error message at the top of the form states: "There have been validation error(s), please check the error messages".



**Step 3:** Complete your organization profile and submit. The software also has an option to “*save draft*” at the end of the form to avoid your data loss. Kindly ensure uploaded documents sizes are not more than 10 MB and are in pdf format. The software will allow proposal creation only after successfully submission of the profile page of your organization.



nar

Q

ofile

ment

l

Manage Partner Profile



Screen to view partner profile

Profile Details

Basic Details

Head of Organisation:			
Organisation Name:	BRLF	Key Contact Person:	Sarvesh Kumar
Mobile:	9555477806	Landline No:	011250250
Address:	C 32 Niti Bagh	Email:	skannojia@gmail.com
State:	ODISHA	District:	Bargarh
Website:	www.brif.in	PIN Code:	110068

Registration Details

Mode of Registration:	Section 8 company act	Date of Registration: (Organization should be 5 years old during registration)	2018-10-01
Registration No:	ABC1234/435	Upload Reg.Certificate:	
12 A Reg No:	234334	12 A Certificate:	
PAN No:	ABCDE1122A	Registered in NGO Darpan:	1
TAN No:		80 G:	
FCRA Registration No:		FCRA Registration:	<input type="radio"/> Yes <input checked="" type="radio"/> No
FCRA Registration Date /Renewal Date:	0000-00-00	Upload FCRA Certificate:	